



# New Iris Series

The ultimate  
column-type  
sound system



User manual



This manual has been designed to help **IRIS SERIES** system users from Pro DG Systems to its correctly use and understand its benefits and versatility.

**Before using the product, carefully read “Precautions” section of this manual (pages 3 - 4).** Please keep this document in a safe place for future reference.

The information included in this document may be changed without prior notice. To stay up to date with the latest version of this document, we recommend that you periodically consult Pro DG Systems website.

When reselling this product, give this document to the new owner. If you supply Pro DG Systems products, please inform your customers about this document.


## Index

<b>Precautions</b> .....	<b>3 - 4</b>
<b>Warranty</b> .....	<b>4</b>
<b>Declaration of conformity</b> .....	<b>5</b>
<b>Introduction</b>	
- Description .....	<b>6 - 7</b>
- Technical datasheet .....	<b>8 - 9</b>
- Architectural especificaciones .....	<b>9</b>
<b>User guide</b>	
- First steps .....	<b>10</b>
- Troubleshooting .....	<b>11 - 12</b>
<b>Components</b> .....	<b>13</b>
<b>Amplifier</b> .....	<b>14</b>
<b>DSP</b>	
- Selecting presets in the unit itself .....	<b>15</b>
<b>Hardware and accessories</b> .....	<b>16 - 17</b>

## Precautions

Please read, keep and follow all safety and use instructions.

Important Safety Instructions.

1. Heed all warnings.
2. Do not overload the box to avoid damage to the speakers.
3. Do not use this product near water. If the box is used outdoors, make sure that no humidity can enter the box.
4. Clean only with a dry cloth.
5. Do not block any ventilation openings. Install in accordance with the manufacturer's instructions.
6. Do not install near any heat sources such as radiators, heat registers, stoves or similar (including amplifiers).
7. Do not defeat the safety purpose of the polarized or grounding-type plug. A polarized plug has two blades with one wider than the other. A grounding-type plug has two blades and a third grounding prong. The wider blade or third prong is provided for your safety. If the provided plug does not fit in your outlet, consult an electrician for replacement of the obsolete outlet.
8. Protect the power cord from being walked on or pinched, particularly at plugs, convenience receptacles, and the point where it exits from this product.
9. Only use attachments/accessories specified by the manufacturer.
-  10. Use only with the cart, stand, tripod, bracket or table specified by the manufacturer or sold with the product. When a cart is used, use caution when moving the cart/product combination to avoid injury from tip-over.
11. Unplug this product during lightning storms or when unused for long periods of time.
12. Refer all servicing to qualified personnel. Servicing is required when the product has been damaged in any way such as power-supply cord or plug is damaged, liquid has been spilled or objects have fallen into the product, the product has been exposed to rain or moisture, does not operate normally, or has been dropped.

## WARNINGS / CAUTIONS:



This symbol on the product means there is uninsulated, dangerous voltage within the product enclosure that may present a risk of electrical shock.



This symbol on the product means there are important operating and maintenance instructions in this guide.



This symbol indicates that the product cannot be treated as ordinary household waste, it must be deposited at the corresponding collection point for electrical and electronic equipment.



This product contains magnetic material. Consult your doctor on whether this might affect your implantable medical device.



Contains small parts which may be a choking hazard. Not suitable for children under age 3.

## Warranty

All the Pro DG Systems products have a 24-month warranty period, which begins from the invoice date of the first purchase.

Consult everything relevant to the warranty conditions at Pro DG Systems website:  
<https://prodgsystems.com/20-vc-warranty.html>


Or via email at: [info@prodgsystems.com](mailto:info@prodgsystems.com)

## Declaration of conformity



**Pro DG Systems** declares that the products that compose the new **IRIS SERIES**, complies with the objectives expressed in the following **European Directives**:

- Low voltage 2014/35/UE.
- Electromagnetic compatibility 2014/30/UE.
- RoHS 2011/65/UE. About restrictions on the use of certain dangerous substances in electrical and electronic equipment.
- RAEE / WEEE 2012/19/UE. About waste electrical and electronic equipment.
- General Product Safety 2023/988/UE.



And it complies with the following **European Harmonized Standards**:

- EN 60065:2014. Audio, video and analog electronic devices.
- EN 55032:2012. Electromagnetic compatibility of multimedia equipment. Part 1: emission requirements.
- EN 55103-2:2009. Electromagnetic compatibility. Part 2 Immunity.

This declaration is available for request by email: [info@prodgsystems.com](mailto:info@prodgsystems.com)

Or to be downloaded from the website: [www.prodgsystems.com](http://www.prodgsystems.com)



## Description

The new **Iris Series** from **Pro DG Systems** is the ultimate column-type system configuration for permanent installation, as portable system and all types of point source applications where high performance and a discreet visual impact are required.

The new **Iris Series** is composed by:

Column 1 (top 1) composed by; 6 Pro DG Systems woofers of 3.5", 40 W RMS - 8 Ohm + Pro DG Systems compression driver of 0.75", 50 W RMS - 8 Ohm which is coupled to a diffuser with a dispersion of 90x40° (HxV).

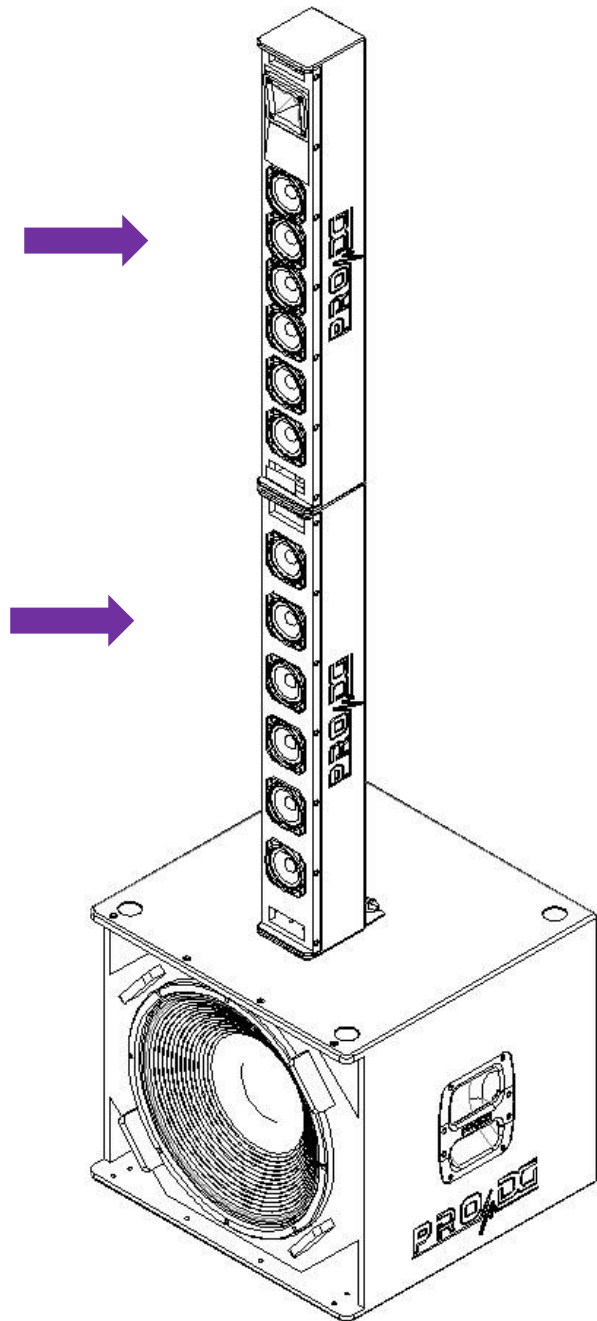
In charge of reproducing mid and high frequencies.

Column 2 (top 2) composed by; 6 Pro DG Systems woofers of 3.5", 40 W RMS - 8 Ohm.

As mid frequencies reinforcement.

1 subwoofer composed by 1 Pro DG Systems speaker of 18", 800 W RMS - 8 Ohm.

In charge of reproducing low frequencies.



All components (columns and subwoofer) are amplified through the **state-of-the-art Class-D amplification module** included in the subwoofer itself, it incorporates 4 factory presets, as well as independent column and subwoofer volume controls, 2 XLR / Jack combo inputs, with microphone and line selector on channel 2 + XLR link, ready to plug and work.



**Bluetooth connection** is available to play music through your PC, mobile phone or tablet and **TWS** (True Wireless Stereo) function, which allows you to play music in stereo through Bluetooth synchronization.

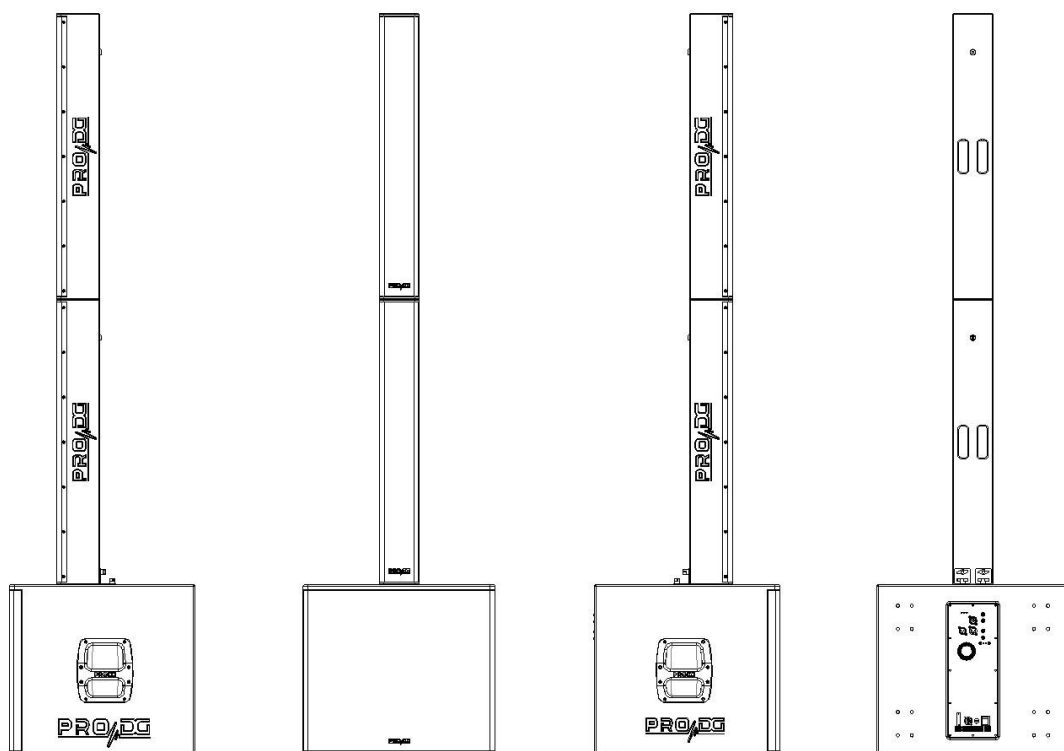


**No wiring between elements!** Both the power and signal between the subwoofer and both columns are transmitted through the supports that connect the different elements together. Simply connect the power and signal to the subwoofer and you're done!

The compact design, reduced weight, and the inclusion of handles on both the columns and the subwoofer ensure maximum system ergonomics. Transport trolley and protection cover are also available, allowing for significant logistical savings.

The easy interaction of its different elements makes it a tremendously versatile modular system, allowing it to be easily assembled by a single person.

The innovative versatility of the **Iris Series** makes it the ideal system for main PA, frontfill, and sidefill at outdoor events or permanent installation. Ideal for live concerts, theaters, under-amphitheater coverage, houses of worship, corporate applications, and all types of events where high performance and versatility are required.



## Technical datasheet

### COLUMNS (TOPS)

<b>Components</b>	<p><u>Top 1</u>: 6 Pro DG Systems woofers of 3.5", 40 W RMS - 8 Ohm + Pro DG Systems compression driver of 0.75", 50 W RMS - 8 Ohm which is coupled to a diffuser with a dispersion of 90x40° (HxV).</p> <p><u>Top 2</u>: 6 Pro DG Systems woofers of 3.5", 40 W RMS - 8 Ohm.</p>
<b>Frecuency range</b>	150 - 19000 Hz
<b>Power handling</b>	500 W RMS (both tops) / 1000 W program / 2000 W peak.
<b>SPL max</b>	129 dB (both tops).
<b>Connection</b>	"Wireless" through joint supports.
<b>Construction</b>	CNC-machined birch plywood. Perforated steel front grille with oven dried black powder-coated electrostatic paint finish. Includes acoustic foam.
<b>Paint</b>	Special polyurea finish resistant to impacts and inclement weather. Black color (standard).
<b>Dimensions of each column (Height x Width x Depth)</b>	892 x 125 x 140mm (35,12 x 4,92 x 5,51in).
<b>Packaging dimensions - both columns together (Height x Width x Depth)</b>	1005 x 205 x 385mm (39,57 x 8,07 x 15,16in).
<b>Weight</b>	Top 1: 11,3 Kg (24,91 lbs) net. Top 2: 10,2 Kg (22,49 lbs) net / 23,5 Kg (51,81 lbs) with packaging (both tops).

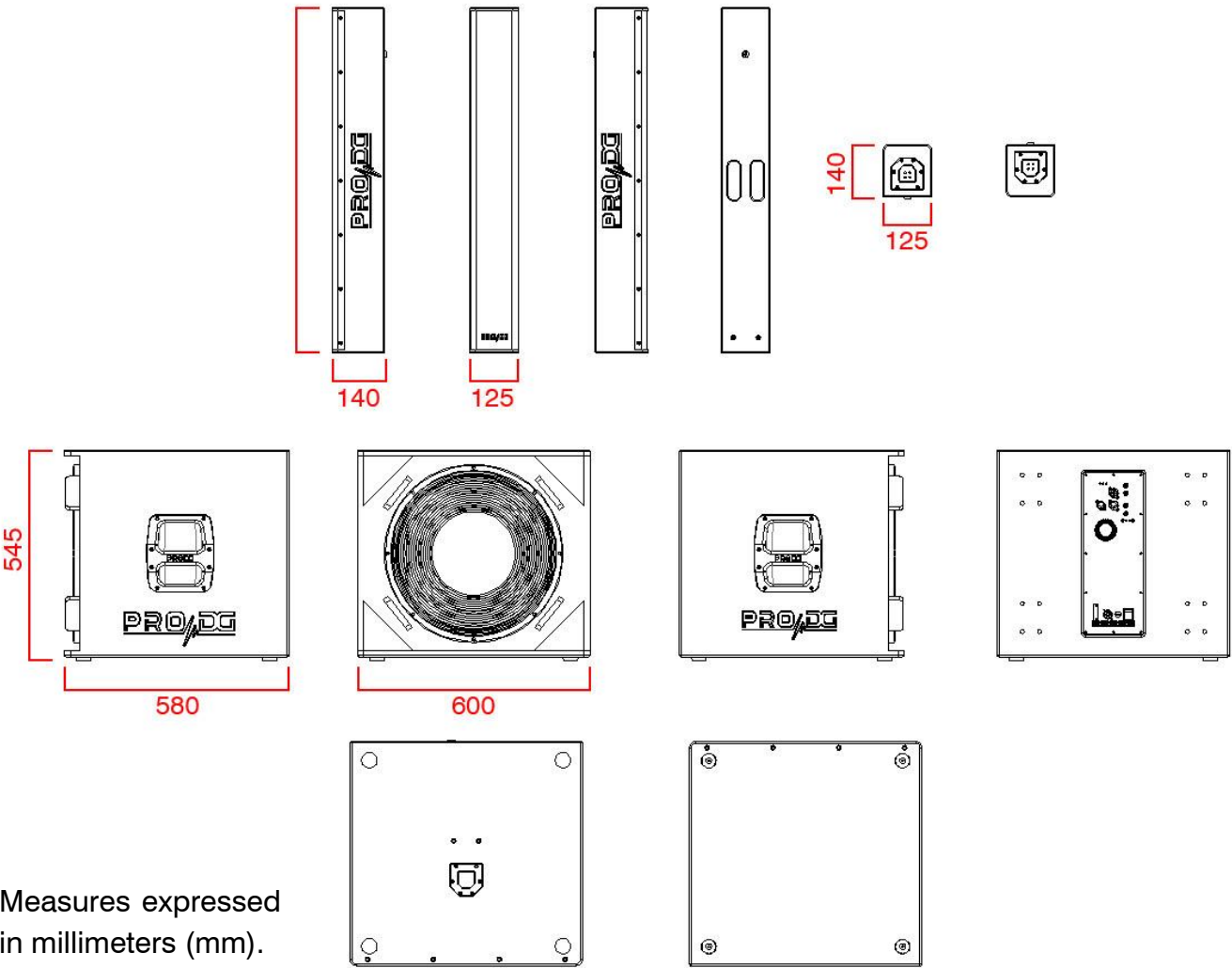
### SUBWOOFER

<b>Component</b>	1 Pro DG Systems speaker of 18", 800 W RMS - 8 Ohm.
<b>Frecuency range</b>	35 - 150 Hz.
<b>Power handling</b>	800 W RMS / 1600 W program / 3200 W peak.
<b>SPL max</b>	133 dB.
<b>Amplifier</b>	State-of-the-art Class-D. DSP processor with 4 factory presets (Live, Playback /DJ, Speech, Only Sub).
<b>Connection</b>	<p>"Wireless" through joint supports.</p> <p>2 XLR/Jack combo inputs, with microphone and line selector on channel 2 + XLR link.</p> <p>Bluetooth connection and TWS function.</p> <p>PowerCON (current supply).</p>
<b>Controls</b>	On/Off switch, independent top and subwoofer volume controls, Line/Mic switch, Bluetooth on/off switch, TWS switch, DSP preset selector.



<b>Power supply</b>	100~240V 50/60Hz with voltage selector.
<b>Protection</b>	Overvoltage protection up to 135/264 V AC, output overload protection, clip, limiter.
<b>Construction</b>	CNC-machined birch plywood. Perforated steel front grille with oven dried black powder-coated electrostatic paint finish. Includes acoustic foam.
<b>Paint</b>	Special polyurea finish resistant to impacts and inclement weather. Black color (standard).
<b>Dimensions (Height x Width x Depth)</b>	545 x 600 x 580mm (21,46 x 23,62 x 22,84in).
<b>Packaging dimensions (Height x Width x Depth)</b>	615 x 675 x 655mm (24,21 x 26,58 x 25,79in).
<b>Weight</b>	34,5 Kg (76,06 lbs) net / 36,5 Kg (80,47 lbs) with packaging.

## Architectural specifications



Measures expressed  
in millimeters (mm).

## User guide. Troubleshooting

Problem	Cause	Solution
The unit does not sound.	<ol style="list-style-type: none"><li>1. The signal source is not sending a signal over the cable.</li><li>2. Defective cable.</li></ol>	<ol style="list-style-type: none"><li>1. Check the mixer output indicator to see if the signal is being sent.</li><li>2. Make sure the cables are connected correctly. If so; use another cable.</li></ol>
The unit does not sound at its maximum level.	<ol style="list-style-type: none"><li>1. The mixer or signal source has insufficient output.</li><li>2. Possible overheating of the unit.</li></ol>	<ol style="list-style-type: none"><li>1. If you use a mixer, be sure to use balanced output if it has one. Use a mixer or signal source with a higher output level.</li><li>2. Lower the master level of the table.</li></ol>
Distorted sound signal.	The mixer or other signal is distorting.	Lower the overall mixer output level or channel gain. Check that the signal source is ok.
Distorted and very loud sound signal.	The system is being overloaded with too much input signal and has reached maximum power.	Lower the mixer output level.
Noise when the unit is connected to a mixer.	<ol style="list-style-type: none"><li>1. Probably the output has unbalanced output. Poorly constructed unbalanced to balanced cables are being used.</li><li>2. The connections to the electrical network are not correct.</li><li>3. The signal cable is too long or too close to the AC line.</li></ol>	<ol style="list-style-type: none"><li>1. Check output and replace wiring.</li><li>2. Plug the mixer and powered box into the same outlet.</li><li>3. Use a signal cable as short as possible and avoid it being too close to the AC power cable.</li></ol>

Noise or buzz when light controls are used in the same environment.	<ol style="list-style-type: none"> <li>1. The sound system is connected to the same phase than the lights.</li> <li>2. The sound cables are too close to the light cables.</li> </ol>	<ol style="list-style-type: none"> <li>1. Connect the sound system and lighting system to different phases. Request the help of an electrician.</li> <li>2. Aleje los cables de audio de los cables de luces.</li> </ol>
The system does not turn on even though the power cable is correctly connected, both to the network and to the box.	<ol style="list-style-type: none"> <li>1. Defective cable.</li> <li>2. Internal fuse blown.</li> </ol>	<ol style="list-style-type: none"> <li>1. Check the cables, connectors and power outlet with a tester or multimeter.</li> <li>3. Contact your Pro DG Systems distributor or authorized professional to perform the repair.</li> </ol>



If you have any technical problem or questions about Pro DG Systems products; contact our technical support department at: [sat@prodgsystems.com](mailto:sat@prodgsystems.com)

## Components

Both columns have 6 Pro DG Systems woofers of 3.5", 40 W RMS - 8 Ohm.



The top column (top 1) additionally has a Pro DG Systems compression driver of 0.75", 50 W RMS - 8 Ohm, which is coupled to a diffuser with a dispersion of 90x40° (HxV).

The subwoofer has 1 Pro DG Systems speaker of 18", 800 W RMS - 8 Ohm.



# Amplifier

The subwoofer component of **Iris Series** integrates a new, **state-of-the-art Class-D amplification module and own DSP**, responsible for the amplification and processing of the entire system, with a very intuitive use for easy handling and absolute control.

Incorporates one channel with 500 W RMS @ 8 Ohm for MF and HF + one channel with 1000 W RMS @ 8 Ohm for LF.

Power supply with voltage selector and overvoltage protection up to 135/264 V AC, output overload protection, and a limiter system to ensure protection for both the amplifier and other components. Includes factory presets.

1. On / Off switch.
2. 10 A fuse.
3. Powercon connector for power input.
4. Voltage selector.
5. XLR - A input signal.
6. XLR - B / Jack input signal.
7. Microphone selector and XLR -B signal input line..
8. XLR link.
9. Volume potentiometer for subwoofer.
10. Volume potentiometer for tops.
11. Presets selector.
12. Output signal limiter Led / Clip.





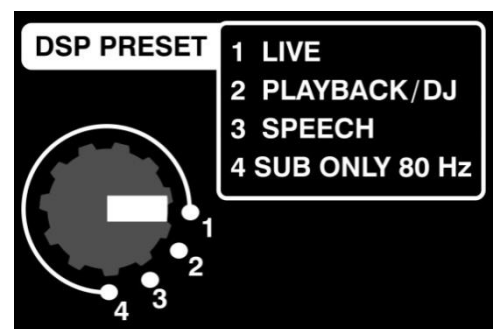
## DSP. Selecting presets in the unit itself

You can select any of the four factory presets stored in the DSP unit directly from the **Iris Series** subwoofer's integrated amplifier. Simply, follow these steps:

1. Connect the system to the mains power supply and press the button to the ON position.



2. Move the preset selector to select the desired preset.



The factory presets included are the following:

- Preset nº1: LIVE; ideal for playing live music.
- Preset nº2: PLAYBACK / DJ; ideal for playing recorded music.
- Preset nº3: SPEECH; specific for voice.
- Preset nº4: SUB ONLY; to use only the subwoofer (80 Hz cut-off).



If you have any technical problem or questions about Pro DG Systems products; contact our technical support department at: [sat@prodgsystems.com](mailto:sat@prodgsystems.com)

## Hardware and accessories




Joint supports: Both the current and the signal between the subwoofer and both columns are transmitted through the supports that join the different elements together.



Brackets and fixing knobs: they prevent unwanted rocking between the columns and the subwoofer, ensuring perfect fixation of the entire assembly..

The knobs design allows for easy installation and removal by hand, speeding up assembly.



Transport trolley and protection cover for four columns and two subwoofers. **Optional:** sold separately.



The protection cover is specially designed to allow the entire assembly to be gripped using the handles on the upper subwoofer.

Includes storage pocket for the different accessories.

Complete system wiring ready to work.





## Iris Series

---

### **PRO DG SYSTEMS INTERNATIONAL**

P.I. Santa Bárbara. C/ Aceituneros nº 5.  
41580 Casariche (Sevilla), Spain

Tel: +34 954 011 095

Cel: +34 678 548 947

[export@prodgsystems.com](mailto:export@prodgsystems.com)

[info@prodgsystems.com](mailto:info@prodgsystems.com)

[www.prodgsystems.com](http://www.prodgsystems.com)

### **PRO DG SYSTEMS AMERICA**

1225 NW 93rd CT

Doral, FL, 33172

Español: (786)-715-4705

English: (786) 314-1856

[sales@prodgamerica.com](mailto:sales@prodgamerica.com)

[www.prodgamerica.com](http://www.prodgamerica.com)